



ಬೃಹತ್ ಬೆಂಗಳೂರು ಮಹಾನಗರ ಪಾಲಿಕೆ
Bruhat Bengaluru Mahanagara Palike



BBMP COVID-19 WAR ROOM 26.09.2021



ABSTRACT OF COVID-19 CASES IN BENGALURU



	MALE	FEMALE	TRANSGENDER	MALE	FEMALE	TRANSGENDER	TOTAL	
	Last 24 Hours	Last 24 Hours	Last 24 Hours	Cumulative	Cumulative	Cumulative	Last 24 Hours	Cumulative
Positive Cases	143	112	0	7,44,108	5,01,228	154	255	12,45,490
Recovered Cases	109	96	0	7,30,272	4,91,456	146	205	12,21,874
Death Cases	1	2	0	10,209	5,920	4	3*	16,133
Total Tests Done	In Last 24 hrs : 54,803					Cumulative : 1,99,07,987		
ACTIVE CASES					7,483			

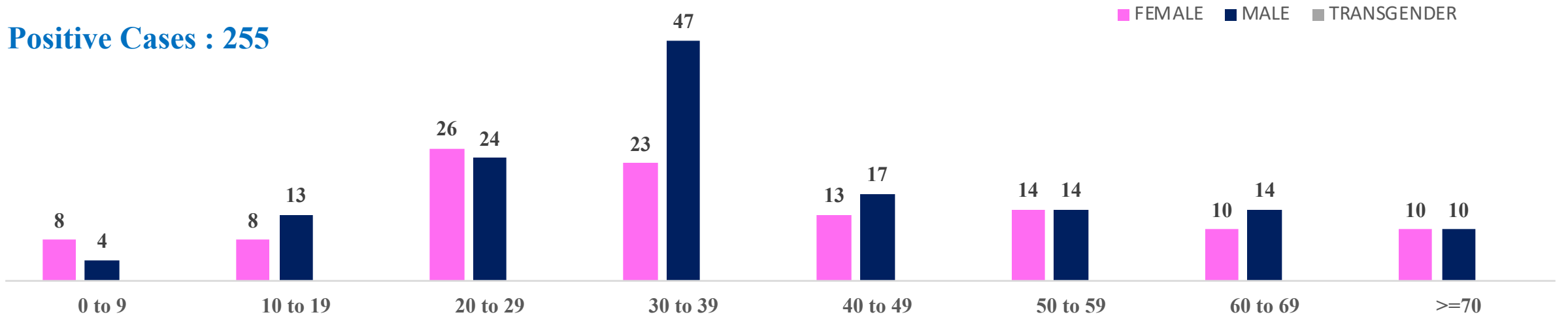
*Covid deaths occurred today : 01 | Covid deaths occurred beyond last 24 hrs., reported today : 02



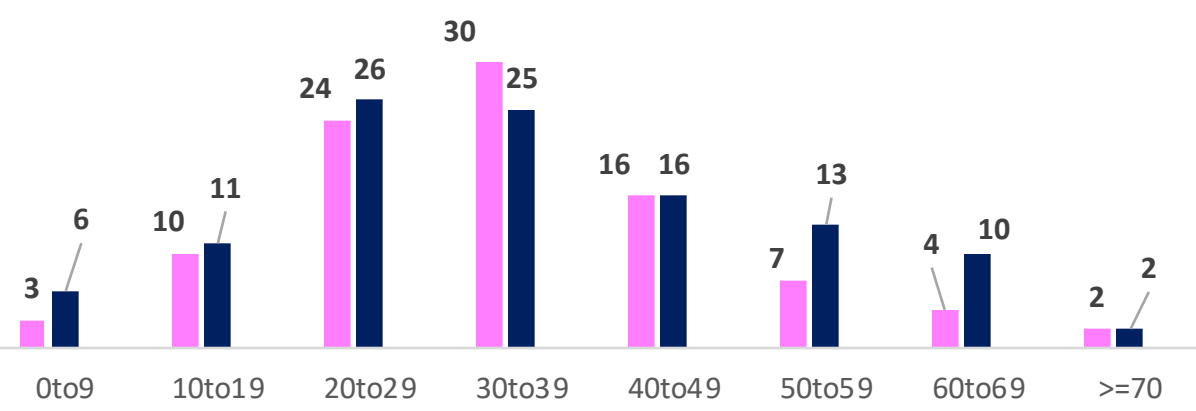
LAST 24 HOURS AGE GROUP AND GENDER WISE DISTRIBUTION



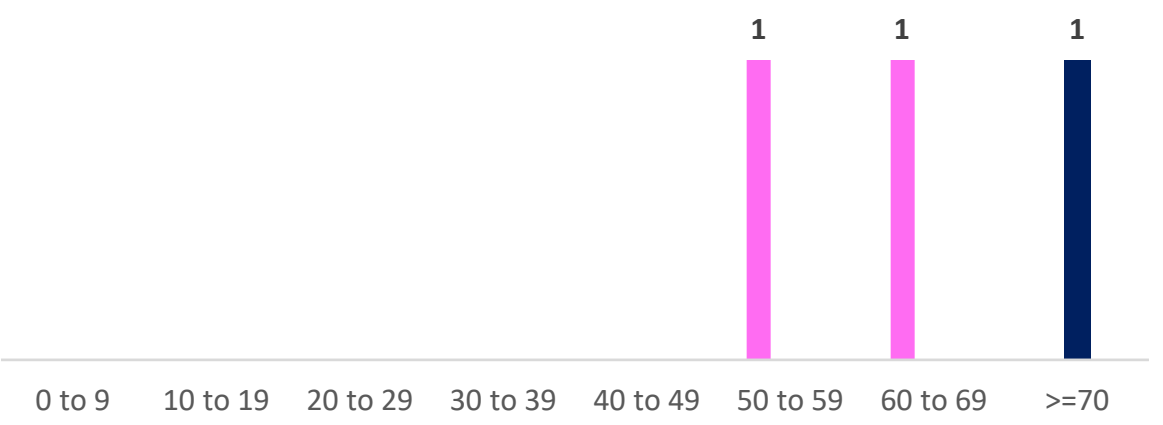
Positive Cases : 255



Recovered Cases : 205



Death Cases : 3





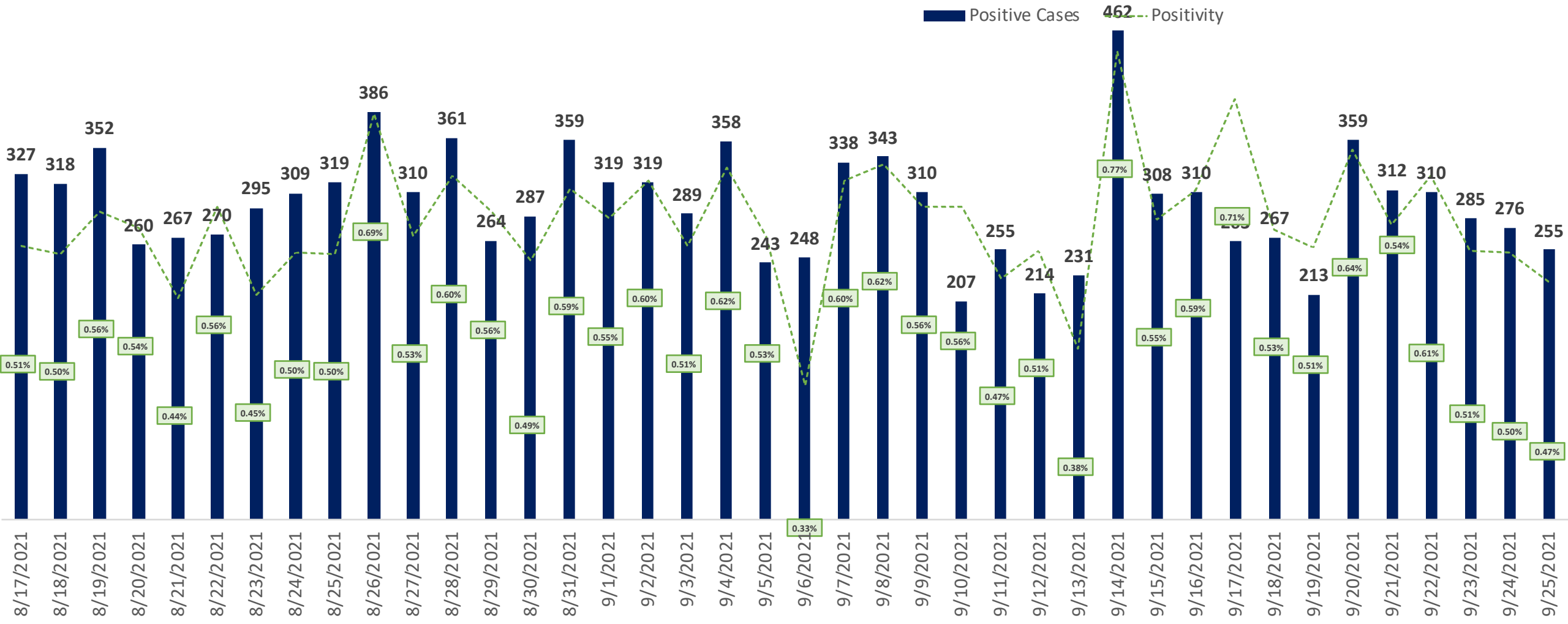
SNAPSHOT OF BENGALURU COVID-19 CASES IN LAST 8 WEEKS



	01-08-2021 To 07-08-2021	08-08-2021 To 14-08-2021	15-08-2021 To 21-08-2021	22-08-2021 To 28-08-2021	29-08-2021 To 04-09-2021	05-09-2021 To 11-09-2021	12-09-2021 To 18-09-2021	19-09-2021 To 25-09-2021
Total Positive Cases	2,738	2,416	2,134	2,250	2,195	1,944	2,055	2,010
Total Recovered Cases	2,764	2,720	2,516	2,645	2,292	1,749	1,916	1,958
Total Death Cases	34	23	22	24	41	29	36	43
Case Fatality Rate	1.24%	0.95%	1.03%	1.07%	1.87%	1.49%	1.75%	2.14%
Total Tests Conducted	4,39,417	4,30,327	4,11,839	4,13,519	3,92,430	3,79,583	3,60,052	3,72,714
Positivity Rate	0.62%	0.56%	0.52%	0.54%	0.56%	0.51%	0.57%	0.54%

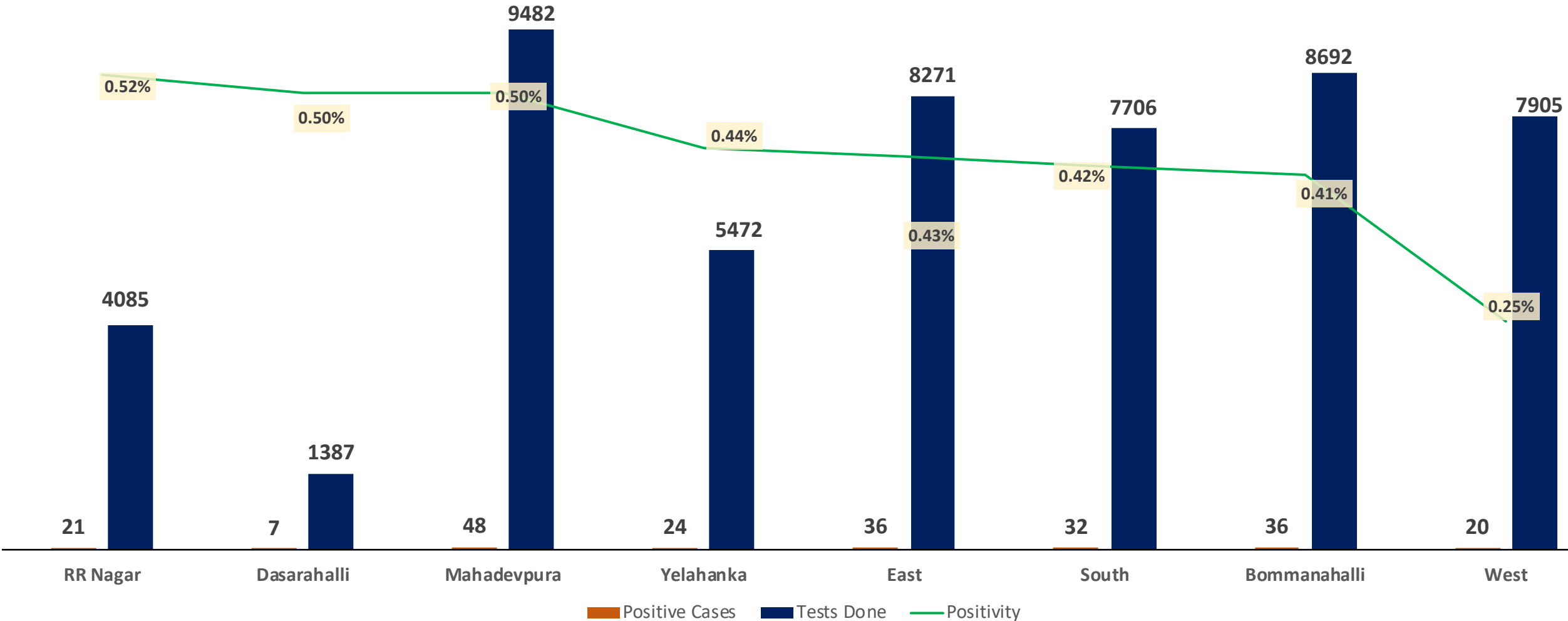


POSITIVITY RATE OF BENGALURU – LAST 40 DAYS



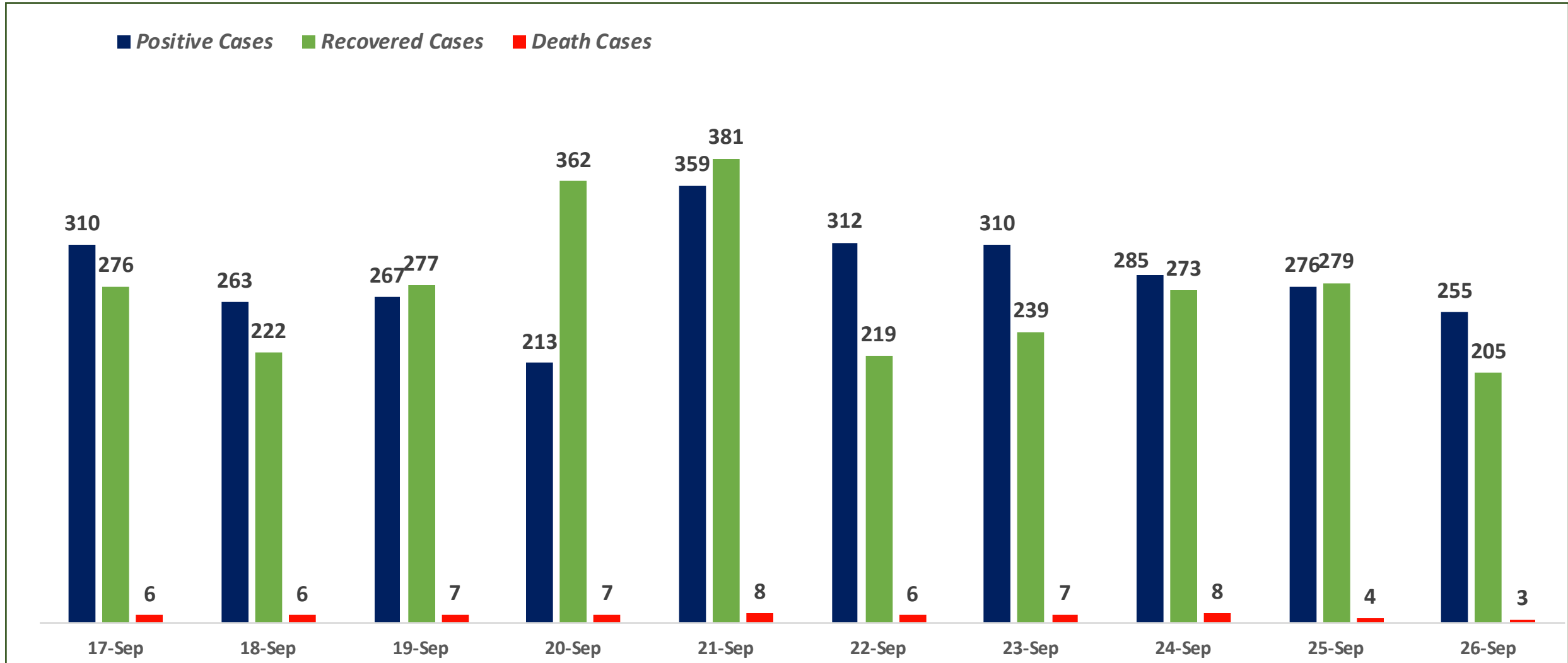


ZONE WISE AVERAGE POSITIVITY TREND FOR LAST WEEK





SNAPSHOT OF POSITIVE, RECOVERED AND DEATH CASES OVER LAST 10 DAYS ACROSS BBMP ZONES

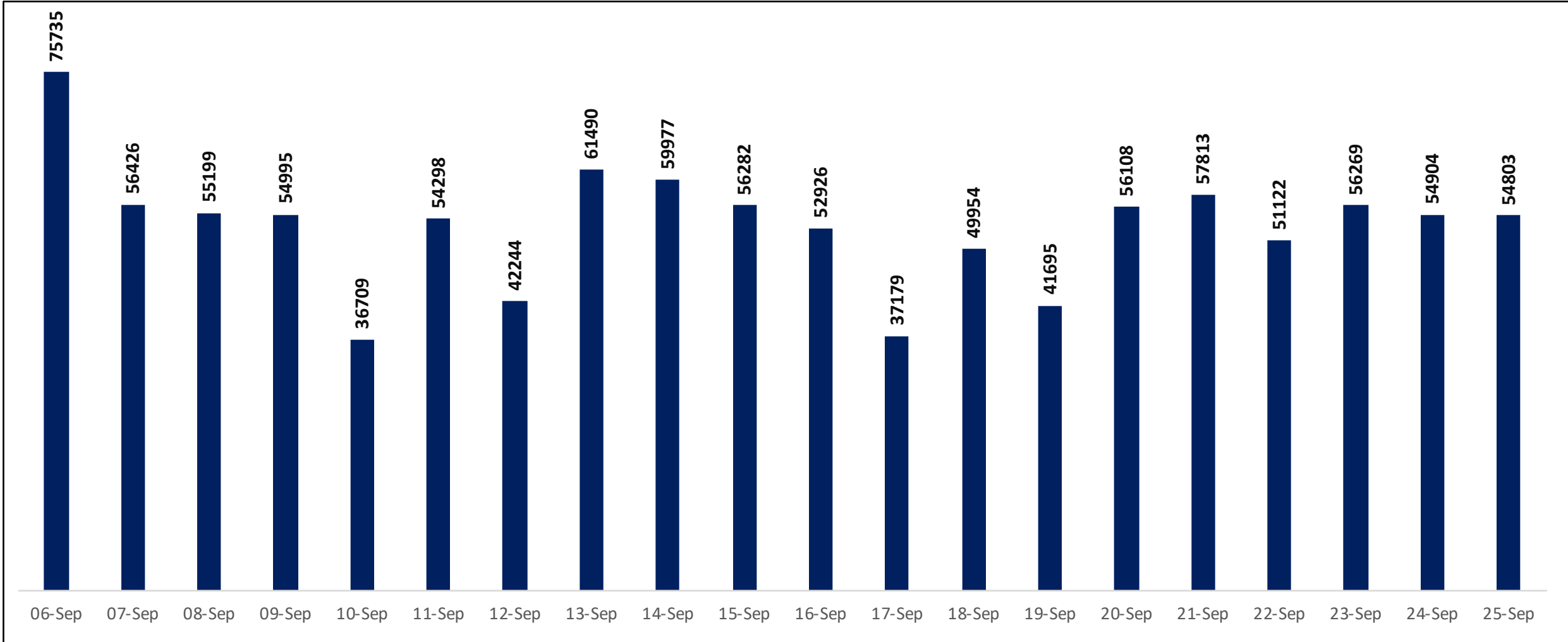




TESTING TRENDS IN BENGALURU

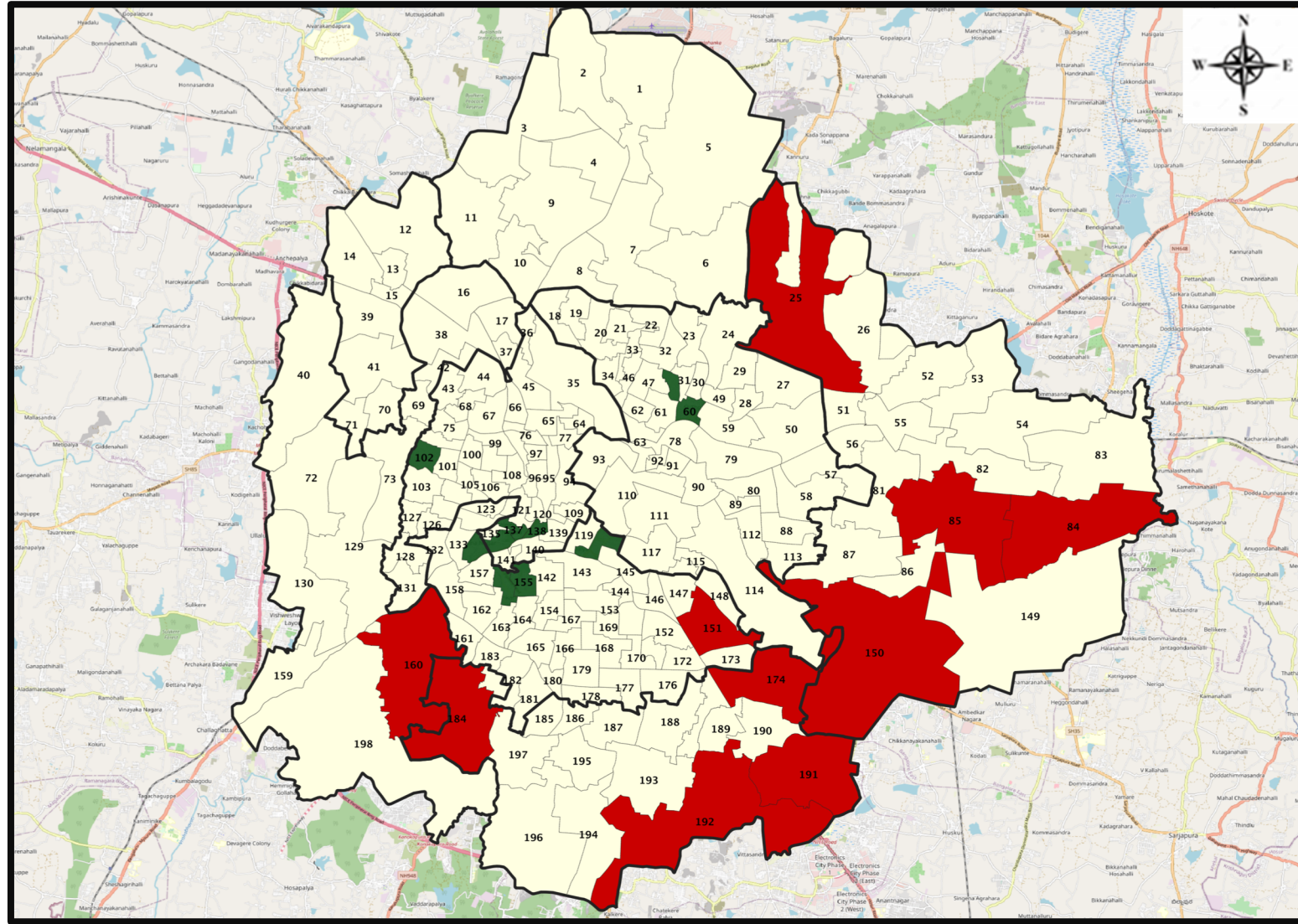


Total Test Conducted Till Date	Test Conducted Last 24 hours
1,99,07,987	54,803





BENGALURU URBAN MAP SHOWING TREND OF POSITIVE CASES IN LAST 10 DAYS



Top 10 wards reporting highest number of positive cases in last 10 days

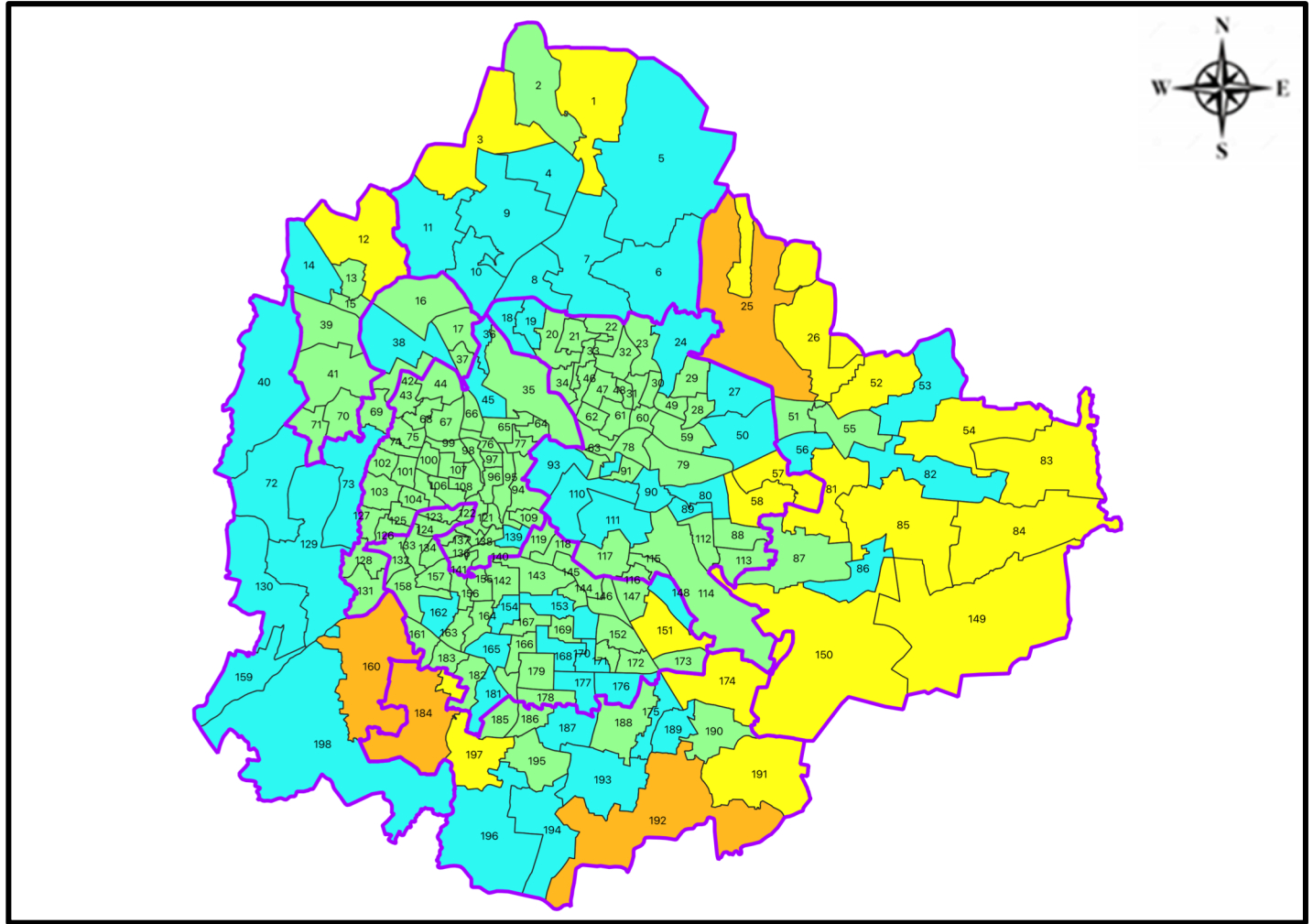
Ward No.	Ward Name	Daily Cases Average
25	Horamavu	7
192	Begur	7
160	Rajarajeshwari Nagar	6
184	Uttarahalli	5
150	Bellanduru	5
174	HSR Layout	5
84	Hagadur	4
85	Dodda Nekkundi	4
191	Singasandra	4
151	Koramangala	4



Top 10 wards reporting least number of positive cases in last 10 days

Ward No.	Ward Name	Daily Cases Average
48	Muneshwara Nagar	0
60	Sagayarapura	0
102	Vrisabhavathi Nagar	0
118	Sudham Nagar	0
134	Bapuji Nagar	0
136	Jagajivanram Nagar	0
137	Rayapura	0
138	Chalavadipalya	0
155	Hanumanth Nagar	0
156	Srinagara	0



BENGALURU MAP SHOWING INTENSITY OF POSITIVE CASES IN LAST 10 DAYS



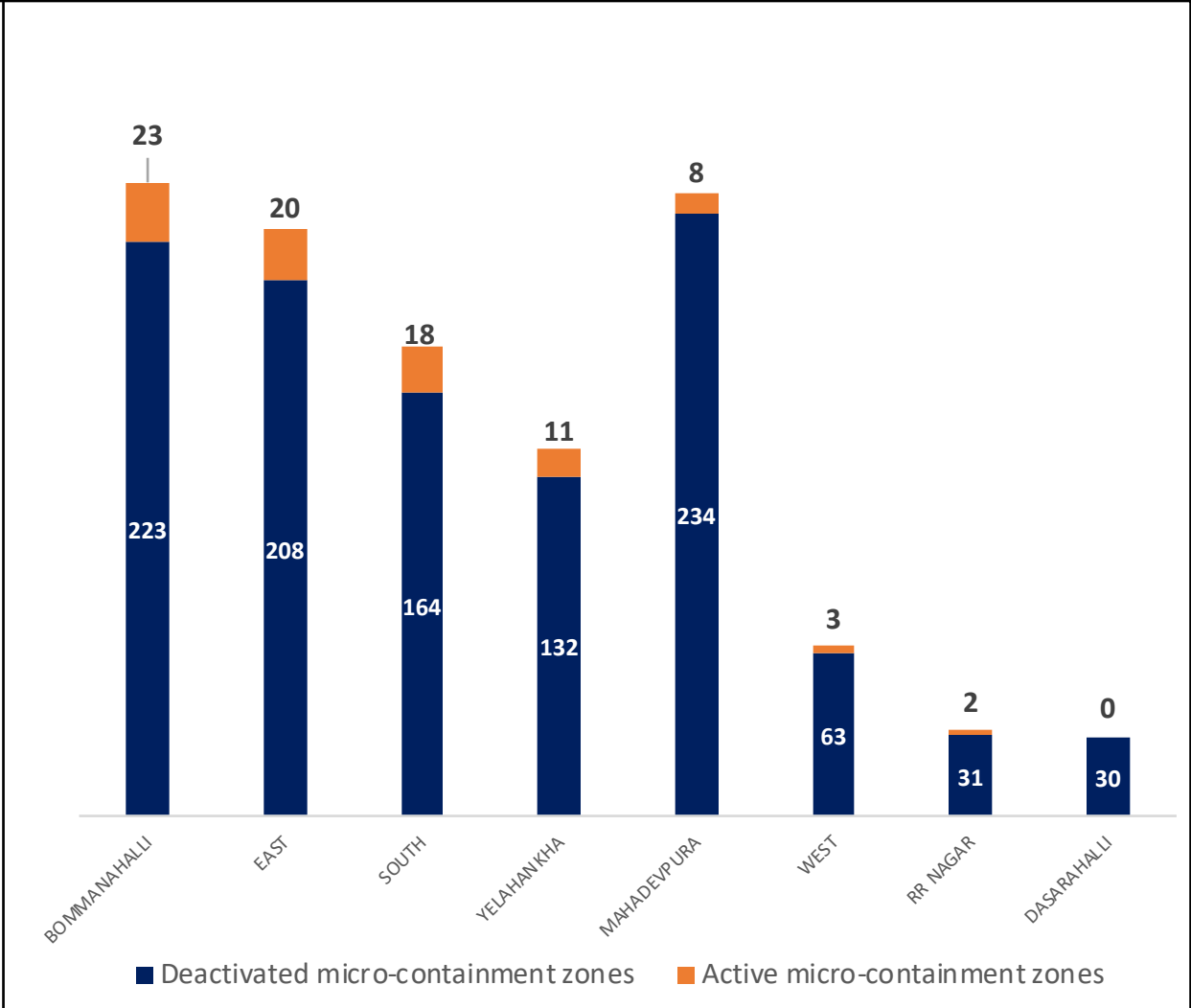
-  Level 1 : 0 to 10 Cases
-  Level 2 : 10 to 25 Cases
-  Level 3 : 25 to 50 Cases
-  Level 4 : 50 to 100 Cases
-  Level 5 : Above 100 Cases
-  Zone Boundaries



CONTAINMENT ZONE DETAILS

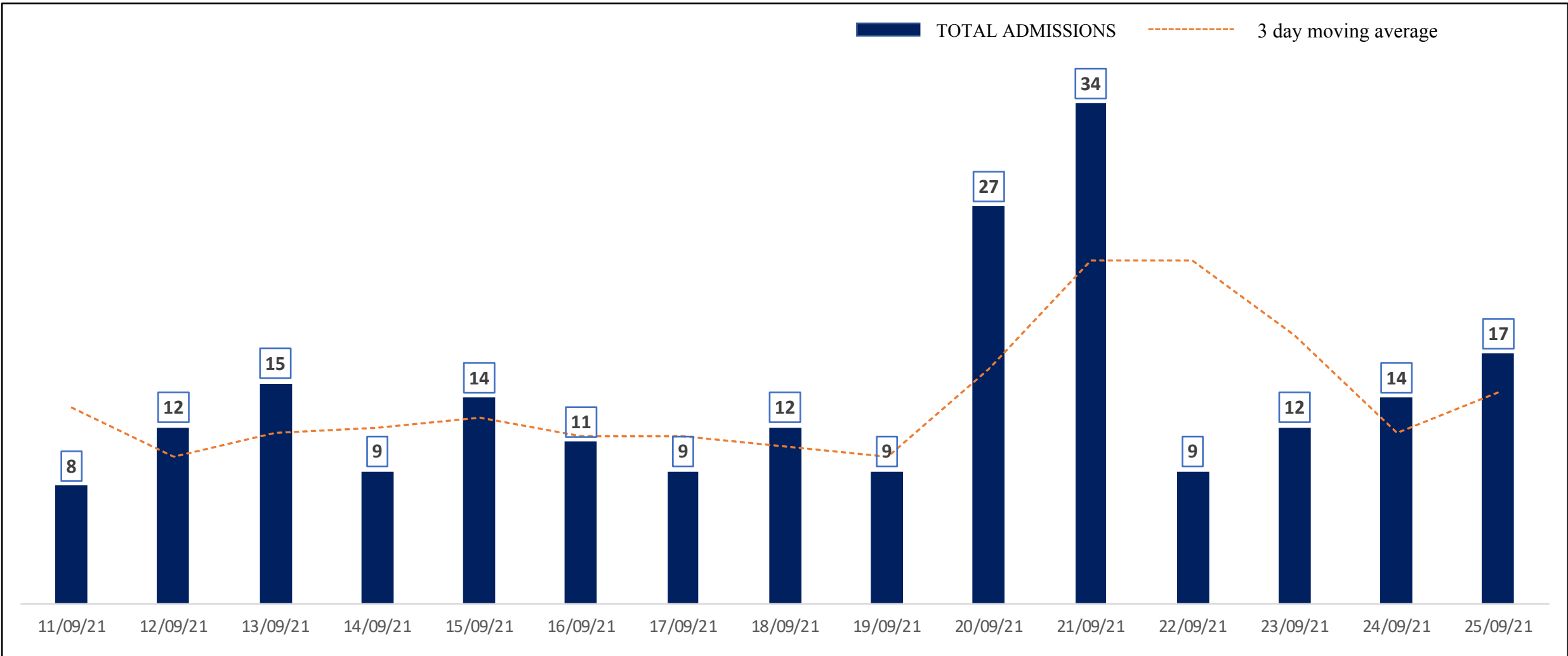


ZONE	TOTAL DECLARED	TOTAL DEACTIVATED	TOTAL ACTIVE
BOMMANAHALLI	246	223	23
EAST	228	208	20
SOUTH	182	164	18
YELAHANKHA	143	132	11
MAHADEVPURA	242	234	8
WEST	66	63	3
RR NAGAR	33	31	2
DASARAHALLI	30	30	0
TOTAL	1170	1085	85





HOSPITAL & CCC ADMISSIONS LAST 15 DAYS TREND



* Only Government Quota Admissions through CHBMS considered

* Only Fresh Admissions considered



COVID BED STATUS AS ON 26.09.2021



SR. NO.	Facility Type	No. of Hospital	Total Allocated Beds for C+ Patients					Occupied Beds for C+ Patients					Net Available Beds for C+ Patients				
			Gen Beds	HDU	ICU Beds	ICU-V	Total	Gen Beds	HDU	ICU Beds	ICU-V	Total	Gen Beds	HDU	ICU Beds	ICU-V	Total
1	Government Medical Colleges	4	20	621	53	76	770	1	13	5	6	25	19	608	48	70	745
2	Government Hospitals	16	649	210	65	127	1,051	58	19	5	8	90	591	191	60	119	961
3	Covid Care Centers	7	265					34					231				
Total Beds		27	934	831	118	203	2,086	93	32	10	14	149	841	799	108	189	1,937

* Status as on 26.09.2021 – 5:30 PM

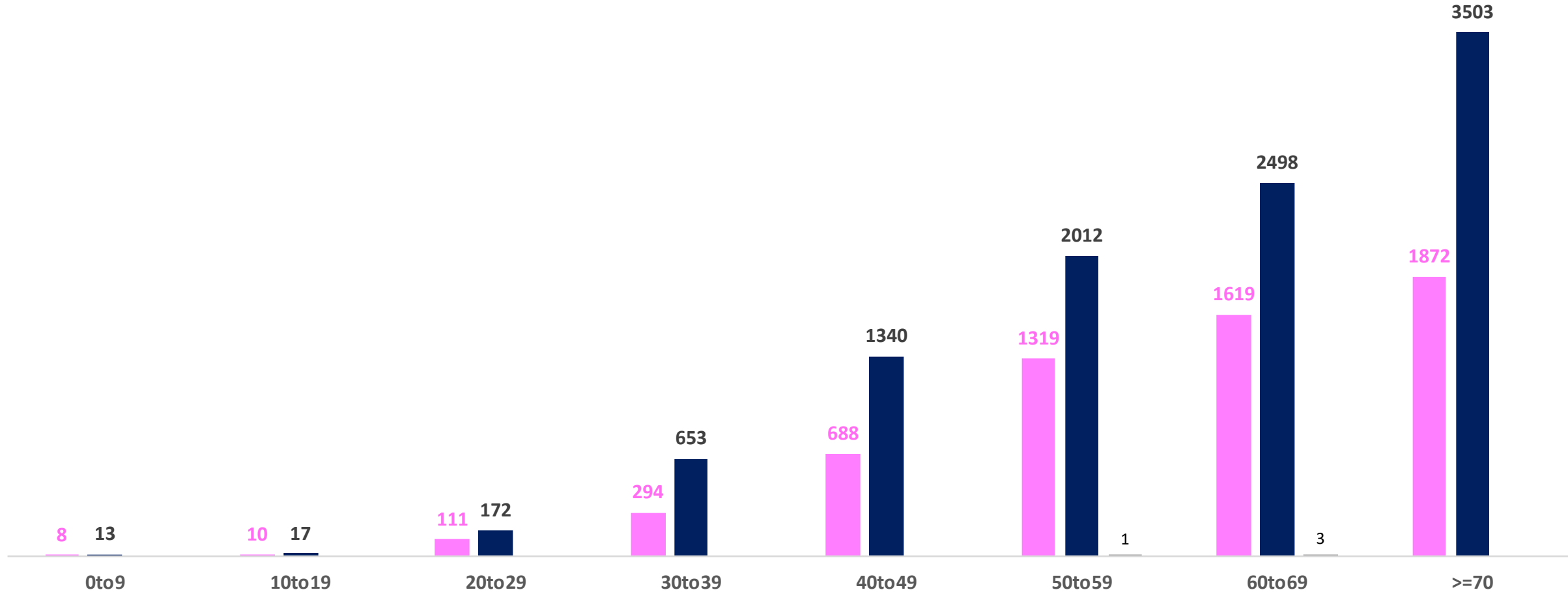


AGE AND GENDER WISE DISTRIBUTION OF DEATH CASES



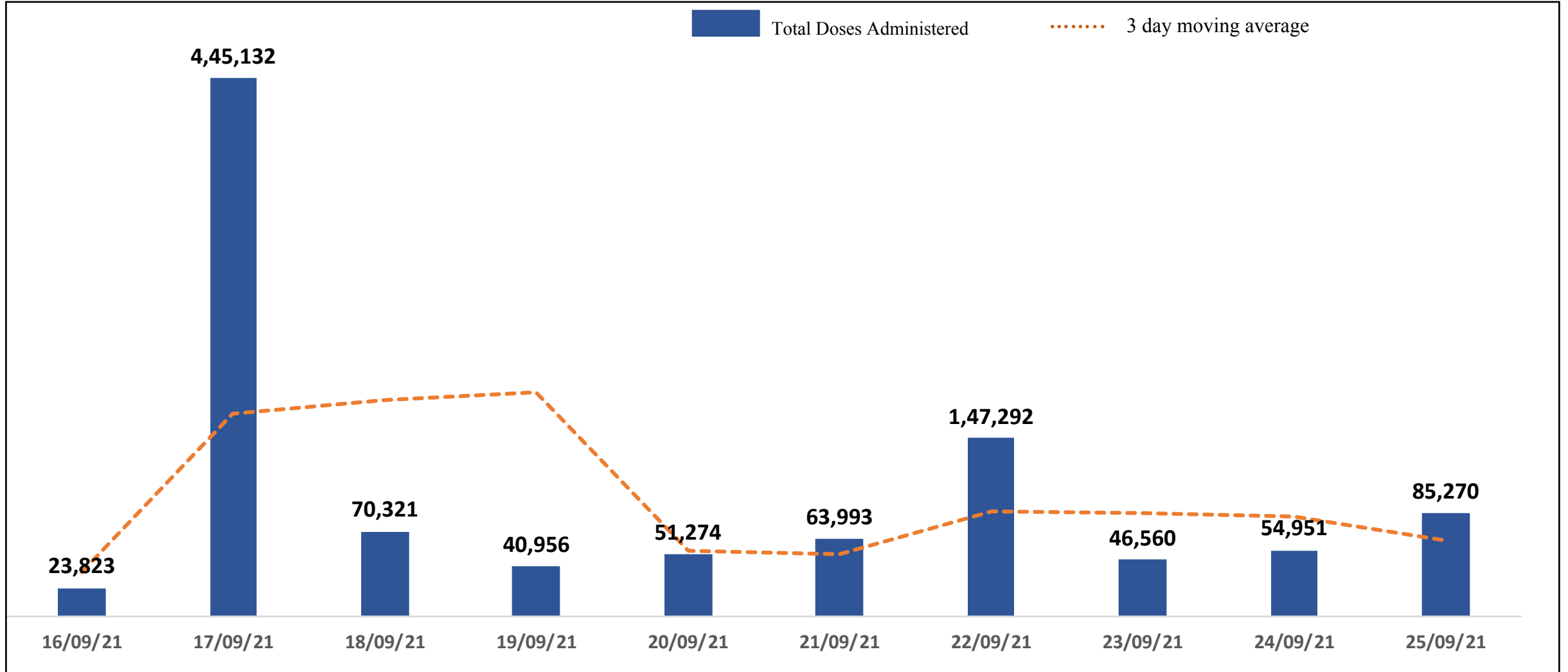
Death Cases: 16,133

Female Male Transgender





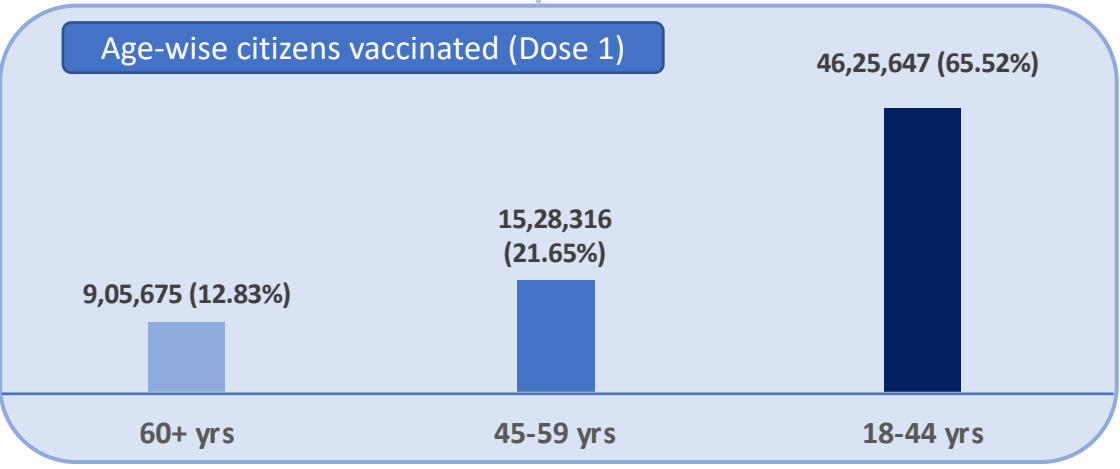
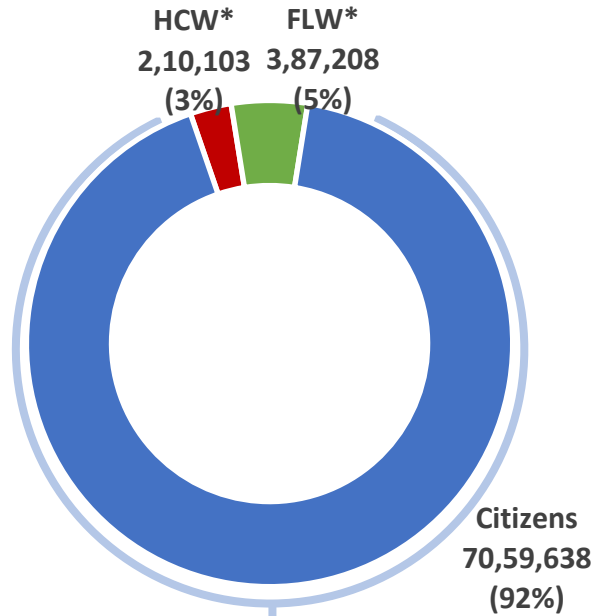
TOTAL VACCINE DOSES ADMINISTERED IN LAST 10 DAYS



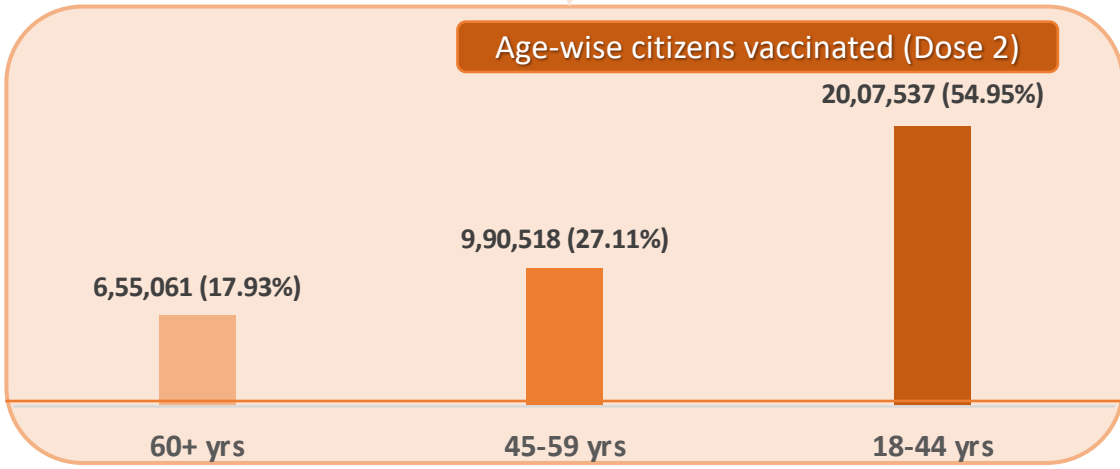
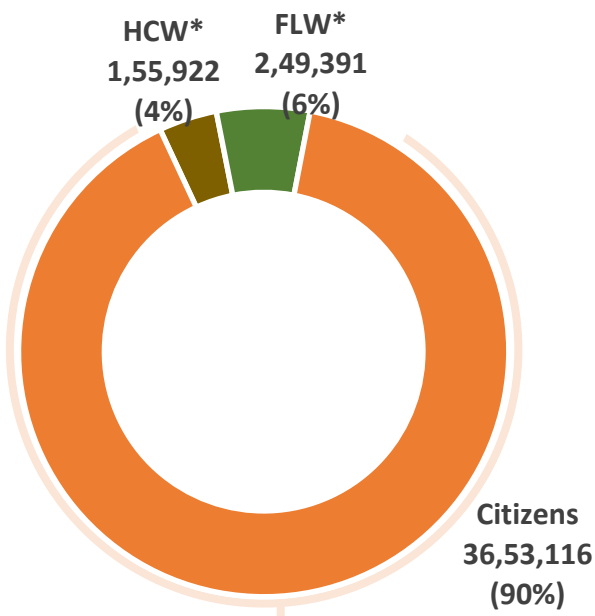


CATEGORY WISE CUMULATIVE VACCINATION IN BBMP

Dose 1



Dose 2



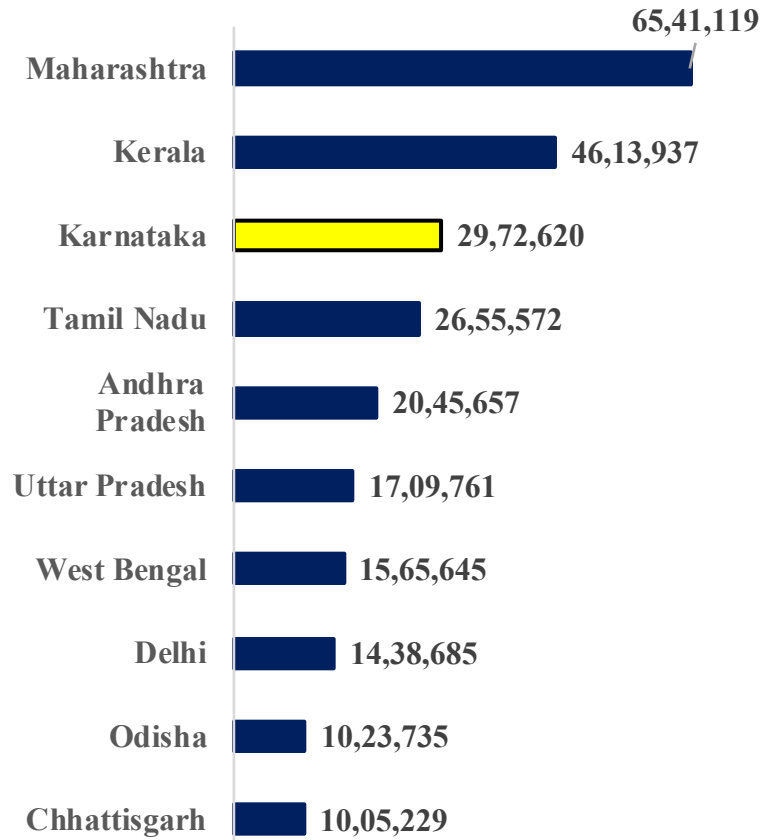
*HCW : Health Care Workers
*FLW : Front Line Workers



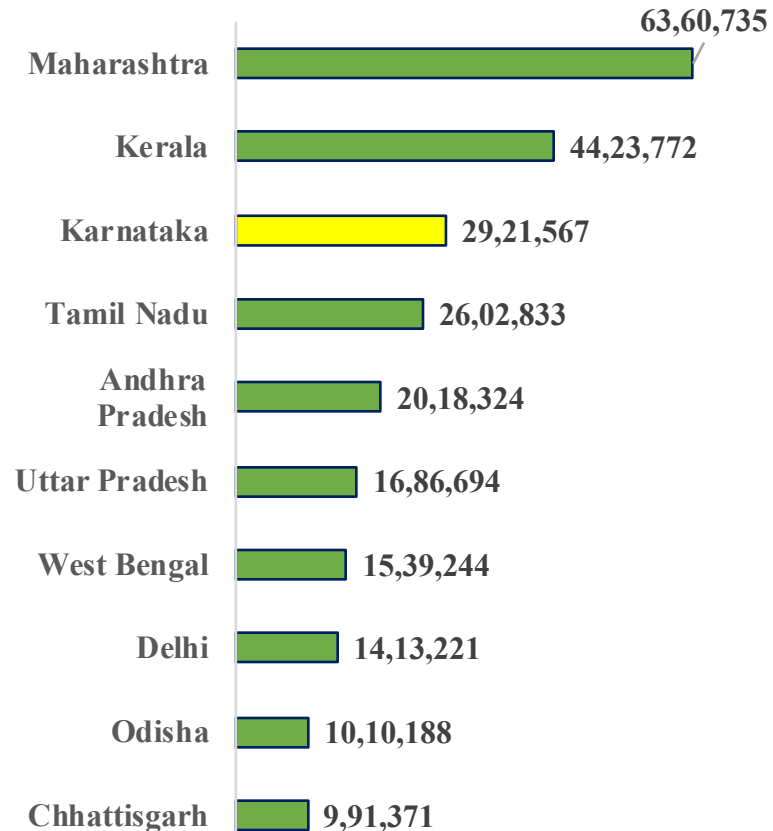
TOP 10 COVID19 AFFECTED INDIAN STATES



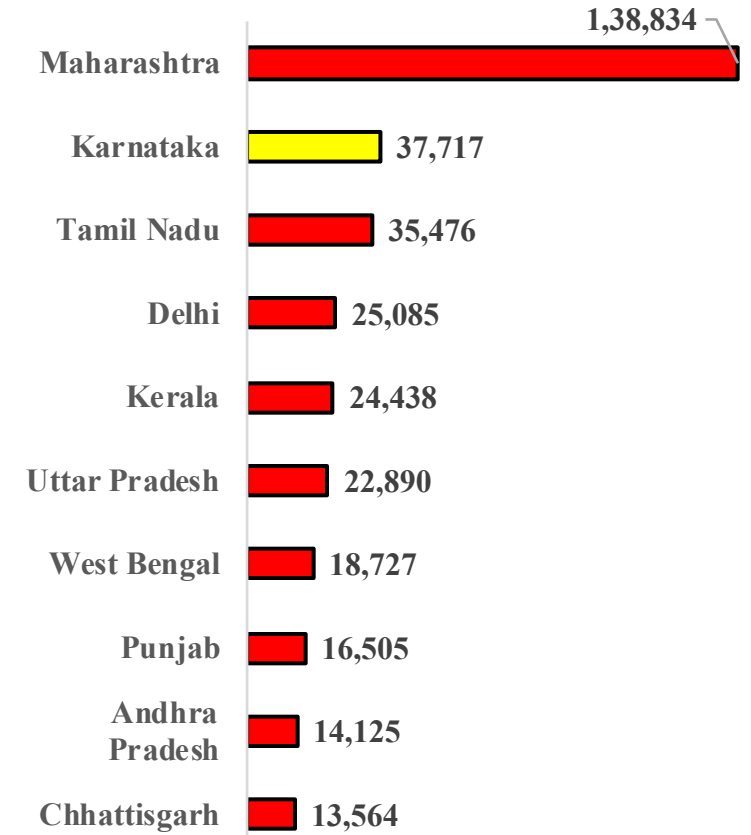
Total Positive Cases



Total Recovered Cases



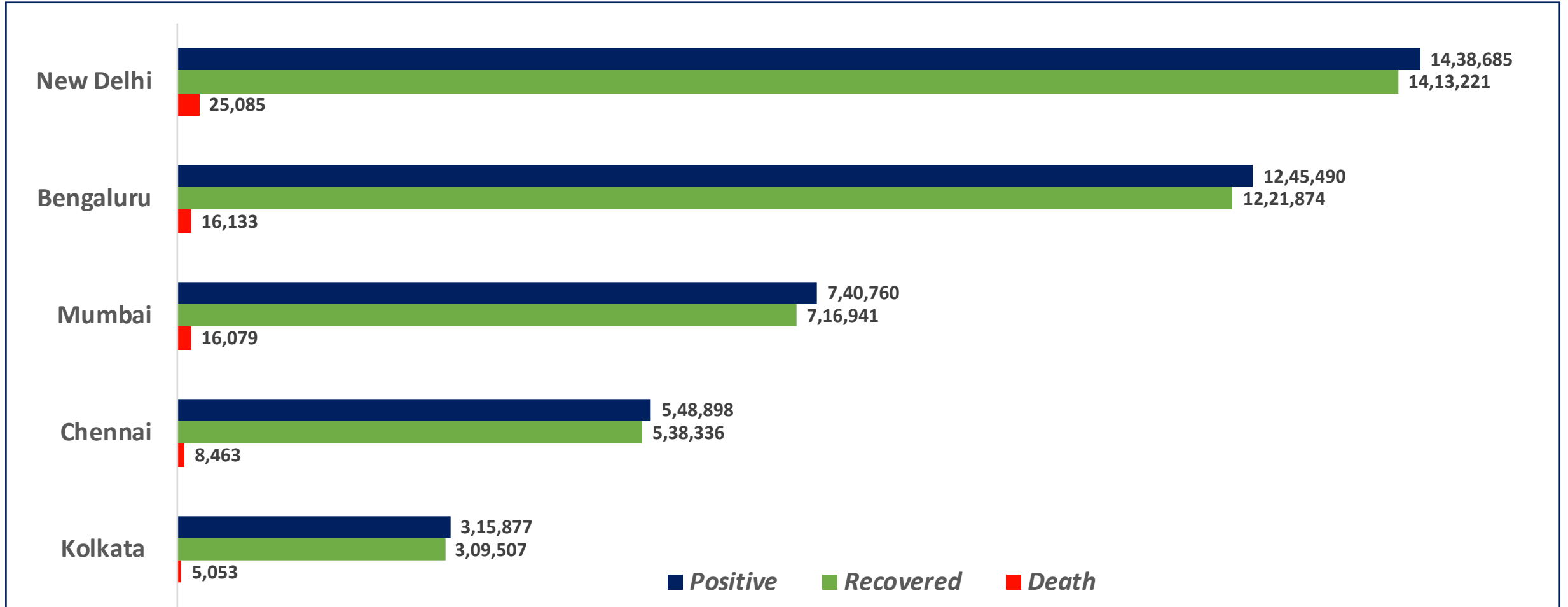
Total Death Cases



Source : <https://www.covid19india.org/> at 4:50 pm (26.09.2021)



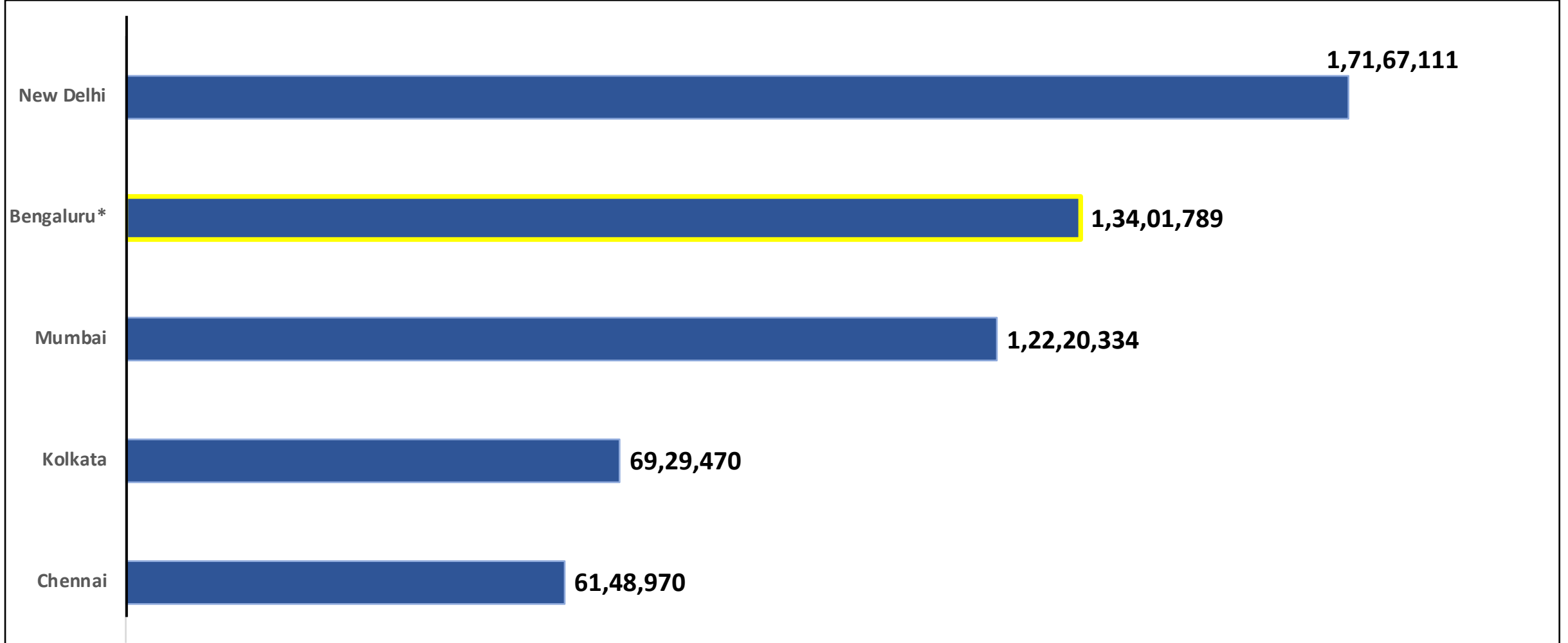
BENGALURU AND OTHER METROPOLITAN CITIES



Source : <https://www.covid19india.org/> at 4:50 pm (26.09.2021)



VACCINE DOSES ADMINISTERED IN BENGALURU AND OTHER METROPOLITAN CITIES



Source : <https://dashboard.cowin.gov.in/> at 4:50 pm (26.09.2021)

*includes BBMP & Bengaluru Urban



SNAPSHOT OF COVID-19 CASES IN BENGALURU URBAN



**Total Wards With
<=10 Cases* :
124**

**Tests Conducted
On 25.09.2021:
54,803**

**Recovery
Rate:
98.10%**

**Total
Active Cases :
7,483**

**Total Vaccinated on
25.09.2021:
85,270**

**Positivity
Rate* :
0.54%**

**Active
Rate:
0.60%**

**Case
Fatality Rate* :
2.14%**



*Total positive cases In the past 10 days

*CFR and positivity is for Past 7 days



ಬೃಹತ್ ಬೆಂಗಳೂರು ಮಹಾನಗರ ಪಾಲಿಕೆ
Bruhat Bengaluru Mahanagara Palike



Download BBMP Bulletin	https://apps.bbmpgov.in/covid19/mediabulletin.php
For BBMPCovid19 Bed Status:	https://apps.bbmpgov.in/covid19/en/Bedstatus.php
To register for vaccination :	https://selfregistration.cowin.gov.in/
BBMP COVID19 Dashboard:	https://apps.bbmpgov.in/covid19/
Follow us on:	 www.facebook.com/bbmp.comm1/
	 twitter.com/BBMPCOMM

Issued by:

Honorable Chief Commissioner, BBMP
Special Commissioner Health & IT, BBMP
MD, Bengaluru Smart City Limited

THANK YOU !